

it's all about trust

- 6x4 Prime Mover
- 285HP
- CRDi Engine
- Euro III
- Speed Limiter
- Gearbox FAST 9 Speeds
- ABS Brakes
- Clutch 17 Inches

DF285i



Ghandhara Nissan Limited

Head Office:

F-3, Hub Chowki Road,
S.I.T.E, Karachi. UAN # 021-111-190-190,
Tel: 021-32556901-10,
Fax: 021-32556911-12

Rawalpindi Office:

Gammon House Plot
no. 400/2 Peshawar Road, Rawalpindi.
Ph: 051-5465742
Fax: 051-5465503

Lahore Office:

First Floor, Luban's Arcade,
Abpara Housing Scheme,
Near DHA EME Sector,
Main Canal Road, Lahore 042-35451051

Dongfeng Pakistan

www.ghandharadf.com



DONGFENG
Trucks

■ DONGFENG DF-285i (KY5-981), 6x4 Prime Mover

Vehicle Weights

G.C.M	50,000 kg
Curb Weight (chassis)	7,500 kg

Chassis Dimensions (mm)

Overall Chassis Length	6960
Cab Width	2500
Cab Height (Unladen)	3390
Wheel Base	3300+1350
Front Overhang	1500
Rear Overhang	810
Maximum Speed	90(km/h)
Gradeability	20%

Frame Dimensions (mm)

Frame width (Front)	860
Frame width (Rear)	860
Frame Section Height	280
Frame Section Width	80


Clutch

Type	Dry Single Plate
Diameter	430mm (17 Inches)
Operating System	Hydraulic control with air booster, pushing.



Engine

Make	Cummins
Model	ISDe285 30
Emission Level	EURO III
Maximum Power	285hp at 2500 rpm
Maximum Torque	970 Nm at 1500 rpm
Displacement (lit)	6,700 CC
Number of Cylinders	6
System	Electronic Control High-Pressure Common-Rail Fuel System Water Cooled Turbocharged, Air Cooled
Cylinder bore (mm)	107
Stroke (mm)	124



Model : ISDe285 30

Gear Box / Transmission

Type	9JS119T-B DD
Number of Gears	9 forward gears & 1 reverse synchronized



Axles

Make:	DANA
Front:	Elliot type, I beam section
Load Capacity	7 tons
Rear	Single reduction
Load capacity(ton)	11+11 tons
Final Ratio:	5.571

Suspension

Front:	8- Leaf spring
Rear:	13-Leaf spring

Brake System

Full air brake system, split pneumatic circuit ; parking spring brake acting on rear axles , exhaust brake, ABS

Fuel Tank

Type	Aluminium fuel tank, with lockable cap
Capacity	400 Liters

Cabin

Kingrun one and a half row cab ,forward control type , all welded steel cab of tilt type, manual cab tilting, rear mechanical cab suspension, adjustable air suspended driver's seat, with speed limiter, electrical windows,central locking, Air Conditioner.

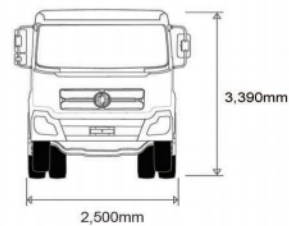
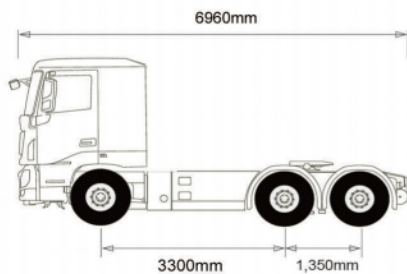
Tyres

Front:	Single
Rear:	Dual

Battery

Voltage (V) :	24
Battery Capacity (A.h)	140X2

Size: 11.00-20-18PR



Note : The above mentioned parameters are only for your reference, please check real vehicle referring to actual equipment.

Dealer

